

NEW HOLLAND
AGRICULTURE
FARM RAISED™

INTRODUCING T8

KNOW/HOW

BRAIN/BRAWN

INTRODUCING T9

NEW HOLLAND
AGRICULTURE
FARM RAISED™


YOU'LL BE HARD PRESSED TO FIND 670 HORSES THIS WELL TRAINED.

THE NEW T9 SERIES. THE POWER YOU NEED, WITH THE COMFORT YOU WANT.

New T9 4WD tractors are ready to fit your farming needs. If the engine and hydraulic power doesn't turn your head, the sleek design and the largest cab in the industry certainly will.

STANDARD OR WIDE FRAME OPTIONS

You told us you wanted a row-crop articulated tractor that had a slimmed engine hood for improved forward visibility and inboard planetary drive axles for narrow wheel width settings. Take a look at the standard frame T9.390 to T9.560 with 300 to 500 horsepower in a 36-inch-wide frame. For broad acre work, you said you need greater performance. Then you'll want the wide frame T9.615 and T9.670 with rated power of 535 and 600 horsepower in a new, beautifully balanced chassis that delivers more power to wheels for improved productivity.



A good farmer knows it takes both to get the job done. And when you're out in the field, you come to expect your equipment to work the same way. Thinking like that doesn't come from a factory, it comes from being FARM RAISED.



INDUSTRY-LEADING HYDRAULICS

You get a choice of a standard 42-gpm or high-flow 57-gpm hydraulic pump, with the option of adding the 56-gpm MegaFlow™ pump to either, to give you a total of up to 113 gpm! You select the right combination to match your specific needs. All models have electronic remote valves—up to eight of them—for simple set-up and easy operation.

GROUND SPEED MANAGEMENT (GSM)

New Holland GSM is intelligent automation that's simple to set up, dependable in action and extremely efficient. GSM goes beyond an automated transmission system. It manages both engine load and transmission speeds to optimize performance and economy.

INDUSTRY-FIRST CAB SUSPENSION AND COMFORT

Comfort Ride™ cab suspension is an optional feature on all T9 series tractors. It's special because all four corners of the cab are suspended on spring and damper units with a sophisticated anti-sway system. So settle in and enjoy a smooth, stable ride.



MODELS	T9.390	T9.450	T9.505	T9.560	T9.615	T9.670
Max. power with EPM (hp)	390	446	502	557	613	669
Rated power (hp)	350	400	450	500	535	600

FARM RAISED SOLUTIONS.

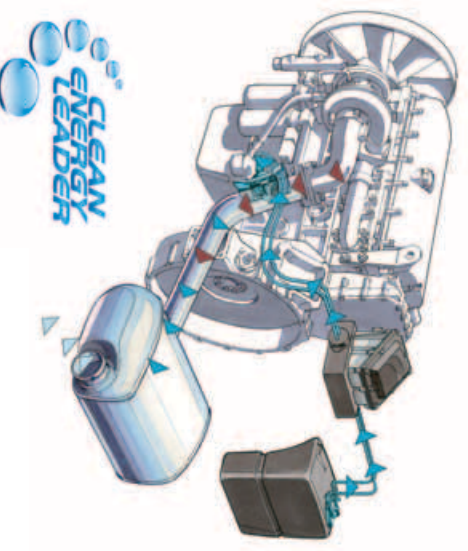
BY LISTENING, NEW HOLLAND DESIGNED THE T8 AND T9 SERIES TRACTORS TO BE EXACTLY WHAT YOU NEED.

Powerful but with output matched to the job at hand. Advanced features but easy to operate. It's what you asked for, and New Holland listened.

CLEAN-RUNNING ENGINES THAT SAVE MONEY

Both the T8 and T9 Series tractors make use of engines that meet stringent **Tier 4A emission standards**. By using Selective Catalytic Reduction (SCR) technology and AdBlue®/DEF additive, exhaust gas nitrogen oxides are converted to harmless water and nitrogen. This treatment is separate from the air intake which means only clean, fresh air is fed into the engine. The result? Clean-running engines that offer improved performance and enhanced fuel efficiency.

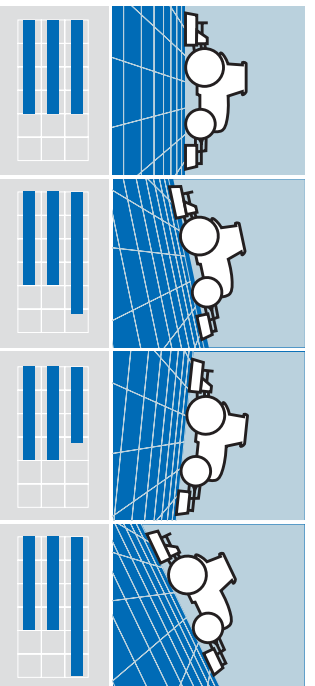
New Holland and our engine development partner, Fiat Powertrain Technologies (FPT), have produced over 100,000 SCR engines during the past five years. No other manufacturer can boast this level of real-world SCR experience.



ENGINE POWER MANAGEMENT

T8 and T9 tractor engines rise to the occasion with engine power management, developing more power and torque during demanding transport, hydraulic and PTO applications. The T8.390 tractor delivers up to 50 hp on demand to maintain performance. On T9 series tractors, you get up to 71 hp more and up to 40% torque rise.

**ENGINE OUTPUT (hp)
PTO OUTPUT (hp)
FORWARD SPEED (kph)**



SIDEWINDER™ II ARMREST. DESIGNED THE WAY YOU WANT IT

T8 and T9 tractors feature the Sidewinder II armrest—winner of the prestigious AES0 and GOOD DESIGN™ awards. This patented armrest electronically glides forward or back to adjust to the perfect position for every operator. At the front of the armrest is the CommandGrip™ multi-function controller, providing fingertip access to your most frequently used controls. And, the IntelliView™ III touch-screen display is also part of the Sidewinder II armrest, providing information at a glance and quick access and control of key functions.



FULLY INTEGRATED INTELLISTEER™ GUIDANCE

T8 and T9 Series tractors can be specified with the fully integrated IntelliSteer™ automatic steering system, allowing you to take advantage of GPS technology for near-perfect row spacing and repeatability throughout the season. Choose from four levels of accuracy to match your needs and your budget.

SMOOTHEST, QUIETEST, MOST SPACIOUS CABS IN THE BUSINESS

New Holland tractors are known for their superior visibility, comfort and operator convenience, and T8 and T9 tractors continue that tradition. With more space and more glass, New Holland cab puts you in complete control. The ride in T8 and T9 tractors is doubly smooth thanks to Comfort Ride™ cab suspension and the automatic precision damping of the Auto Comfort™ air suspension seat.



Design, materials and/or specifications are subject to change without notice and without liability therefor. Specifications are applicable to units sold in Canada, the United States, its territories and possessions, and may vary outside these areas.

© 2010 CNH America LLC. All rights reserved. New Holland and CNH Capital are registered trademarks of CNH America LLC. Any trademarks referred to herein, in association with goods and/or services of companies other than CNH America LLC, are the property of those respective companies.

STATUS QUO HAS NO PLACE ON THE FARM.

THE NEW T8 SERIES. THE SPEED AND STABILITY OF A LONG WHEELBASE WITH THE AGILITY OF A SHORT WHEELBASE.

You'll never have to compromise when you own a New Holland T8 Series tractor. Fuel efficiency, stability, maneuverability and comfort are all rolled into this one-of-a-kind tractor.

ENHANCED STABILITY AND MANEUVERABILITY

With the longest wheelbase in the industry and the TerraGlide™ suspended front axle, you'll experience a comfortable ride and better traction without sacrificing maneuverability. You get exceptional stability not only in the field, but also on the road at high transport speeds. The unprecedented 11' 4" wheelbase also means you can make full use of the 18,000-pound rear lift capacity—without the need for heavy front ballast that conventional tractors require. The optional, improved TerraGlide front axle suspension system smoothes your ride over rough terrain and offers vastly improved turning performance. The result: a significant advantage when turning at the headland or when maneuvering in tight spaces.



KNOW/HOW

You might not know how you know, but you just know. Fact is some decisions are best left to your gut. Which is why when farmers make equipment for farmers, you get features that aren't found in an engineering text book. You call it instinct, we call it FARM RAISED.



FULLY INTEGRATED FRONT 3-POINT AND PTO

From the outset, T8 tractors were designed to work with implements on the front as well as the back. The slim engine hood provides excellent forward visibility. The balanced long wheelbase makes it easier to make full use of 12,000-pound front lift capacity, and the integrated electronic controls for the front linkage are easy to reach and use.

ABSOLUTE DRIVING PLEASURE

Settle into the advanced Auto Comfort™ seat and take in the outstanding view over the slim hood and curved fenders. It's the best visibility there is for a tractor this size. Next, explore how the controls on the Sidewinder™ II armrest make everything simpler. Then, take a drive and notice how the seat, cab and axle suspension all cushion your ride. It simply doesn't get any better.

ENHANCED HYDRAULIC MANAGEMENT

Your T8 tractor can be equipped with up to six electronic remotes, and all are easily controlled right from the SideWinder™ II armrest. And, the IntelliView™ III touch-screen allows you to easily set flow, timing and detent settings that precisely match the job.

72-GPM MEGAFLOW™ OPTION

Standard hydraulic flow is a generous 43 gallons per minute (gpm). With the Megaflow™ pump option, capacity climbs to a massive 72 gpm. Engine Power Management provides up to 50 hp of extra power in high-demand conditions and allows you to make use of T8 full hydraulic capacity.



MODELS	T8.275	T8.300	T8.330	T8.360	T8.390
Max. power with EPM (hp)	273	298	327	357	389
Rated Power (hp)	235	256	284	311	339
PTO Horsepower	185	205	230	255	280